

Parents Phonics Workshop

Wednesday 22nd November 2023



FARNSFIELD ST MICHAEL'S C OF E PRIMARY SCHOOL



Completed Growing Sounds Display

a	e	i	o	u	ai	ee	igh	oa	oo	oo	ar	or	ur	ow	oi	ear	air	ure	u_e
	ea			oo	ay	ea	ie	o_e	u_e			aw	er	ou	oy	eer	are		u
				o	a_e	e_e	i_e	o	ue			au	ir			ear		ue	
					a	e	i	ow	ew			ore						ew	
						y	y	oe				al							
							ie					a							
							ey												

b	c	ch	d	f	g	h	j	l	m	n	ng	p	qu	r	s	sh	t	th	th	v	w	x	y	z	ture	zh	tion
	k	tch		ff			g	ll	mb	gn			wr	ss	ch						wh			zz		s	
	ck			ph			dge	le		kn			c										s				
	ch						ge	el																			
								al																			
								il																			



Key	
Level 2	Level 5
Level 3	Level 6

Phonics Terminology

Here is some of the terminology you might hear as your children begin to learn phonics.

Phoneme	the smallest unit of sound in words
Grapheme	the written representation of a sound
GPC (Grapheme-Phoneme Correspondence)	being able to match a phoneme with the correct grapheme and vice versa
Blending	joining individual speech sounds together to read a word
Segmenting	breaking down words into individual speech sounds to spell a word
Digraph	two letters making one sound e.g. 'sh'
Trigraph	three letters making one sound e.g. 'igh'
Split Digraph	two letters making one sound which are divided by a consonant e.g. the i_e sound in the word 'side'
Tricky/Common Exception Words	words that are not fully decodable such as 'the' and 'was'
Sound buttons	circles or spots that can be written underneath a sound to support reading
Sound bars	lines that can be written underneath digraphs or trigraphs to show that the letters make one sound
Mnemonic	a visual prompt to help children remember a sound





Hello,
I'm Kit!

Hi, I'm
Sam.

We are
twins.

What Is Taught and When?

Twinkl Phonics Level	Number of Teaching Weeks	Recommended Year Group (UK schools)	Age of Children
Level 1	36	Nursery/Preschool	3-4 years
Level 2	7	Reception	4-5 years
Level 3	12	Reception	4-5 years
Level 4	5	Reception	4-5 years
Level 5	30	Year 1	5-6 years
Level 6	30	Year 2	6-7 years

Level 1 continues to be taught alongside the other levels.

This is just an overview. We understand that every child progresses at their own pace.

Level 2



Level 2 is taught in Reception.

By the end of Level 2, children will have had the opportunities to:

Level 2 Coverage

In Level 2, children will learn the first 24 GPCs (19 letters, 4 digraphs and an alternative pronunciation) and the first 5 tricky words for reading.

Teaching Week	GPCs	Tricky Words for Reading
1	s a t p	
2	i n m d	
3	g o c k	
4	ck e ur	to, the
5	h, b, f, l	no, go, l
6	ff, ll, ss, 's' saying /z/	all level 2 tricky words
7	Recap of all Level 2 sounds	all level 2 tricky words



- identify the phoneme when shown any Level 2 grapheme;
- identify any Level 2 grapheme when they hear the phoneme;
- orally blend and segment CVC words such as, 'sat' and 'pat';
- blend sounds to read VC words such as, 'if', 'am', 'on' and 'up';
- segment VC words into their sounds to spell them (using magnetic letters);
- read the tricky words (words that cannot be sounded out): the, to, l, no, go.



Level 3



Level 3 is taught in Reception.

By the end of Level 3, children will have had the opportunities to:

Level 3 Coverage

In Level 3, children continue to learn 28 new GPCs (6 letters, 17 digraphs, 3 trigraphs and 2 alternative pronunciations) and 12 tricky words for reading. They also learn the spelling of the Level 2 tricky words.

Teaching Week	GPCs	Tricky Words for Reading	Tricky Words for Spelling
1	j, v, w, x	all level 2 tricky words	
2	y, z, zz, qu, ch	he, she	the, to
3	sh, th, th, ng	we, me, be	
4	ai, ee, igh, oa	was	no, go, l
5	oo, oo, ar, or	my	
6	ur, ow, oi, ear	you	
7	air, ure, er	they	
8	all level 3 GPCs	here	
9	all level 3 GPCs	all, are	
10	trigraphs and consonant digraphs	was, my (recap)	
11	recap j, v, w, x and vowel digraphs	we, they (recap)	
12	all level 3 GPCs	all level 3 tricky words	the, to, no, go, l

- say the phoneme when shown all or most Level 2 and Level 3 graphemes;
- find all or most Level 2 and Level 3 graphemes, from a display, when given the phoneme;
- blend and read CVC words (single-syllable words consisting of Level 2 and Level 3 graphemes) such as 'chop' and 'night';
- segment and make phonetically plausible attempts at spelling CVC words (single-syllable words consisting of Level 2 and Level 3 graphemes) such as 'paid' and 'seed';
- read the tricky words - he, she, we, me, be, was, my, you, her, they, all, are & spell the tricky words - the, to, l, no, go;
- write each letter correctly when following a model.



Level 4



Level 4 is taught in Reception.

By the end of Level 4, children will have had the opportunities to:

- give the phoneme when shown any Level 2 or Level 3 grapheme;
- find any Level 2 or Level 3 grapheme when given the phoneme;
- blend and read words containing adjacent consonants as well as segment and spell words containing adjacent consonants, such as 'sand', 'bench' and 'flight';
- read the tricky words - some, one, said, come, do, so, were, when, have, there, out, like, little, what & spell the tricky words - he, she, we, me, be, was, my, you, here, they, all, are;
- write each letter, usually using the correct formation;
- orally segment words into phonemes.

Level 4 Coverage

In Level 4, children are introduced to adjacent consonants, 14 new tricky words for reading and the Level 3 tricky words for spelling.

Teaching Week	GPCs	Tricky Words for Reading	Tricky Words for Spelling
1	CVCC Words	said, so	he, be, we, she, me
2	CVCC Words	have, like, come, some	was, you
3	Adjacent Consonants	were, there, little, one	they, are, all
4	Adjacent Consonants	do, when, out, what	my, here
5	three-letter adjacent consonants	all level 4 words	all level 4 words

Use Level 4 to consolidate Level 3 sounds, especially recognising and using digraphs and trigraphs.

No new sounds are taught in Level 4.




Level 5



Level 5 is taught in Year 1.

By the end of Level 5, children will have had the opportunities to:



- give the phoneme, when shown any grapheme that has been taught;
- for any given phoneme, write the common graphemes;
- apply phonics knowledge and skills as the primary approach to reading and spelling unfamiliar words that are not completely decodable;
- read and spell phonically decodable two-syllable and three-syllable words such as 'dolphin' and 'parachute';
- read automatically all taught tricky and common exception words;
- accurately spell all the Level 2, 3 and 4 tricky words and most of the common exception words for reading;
- form each letter correctly;
- use alternative ways of pronouncing and representing the long vowel phonemes.

Level 6



Level 6 is taught in Year 2.

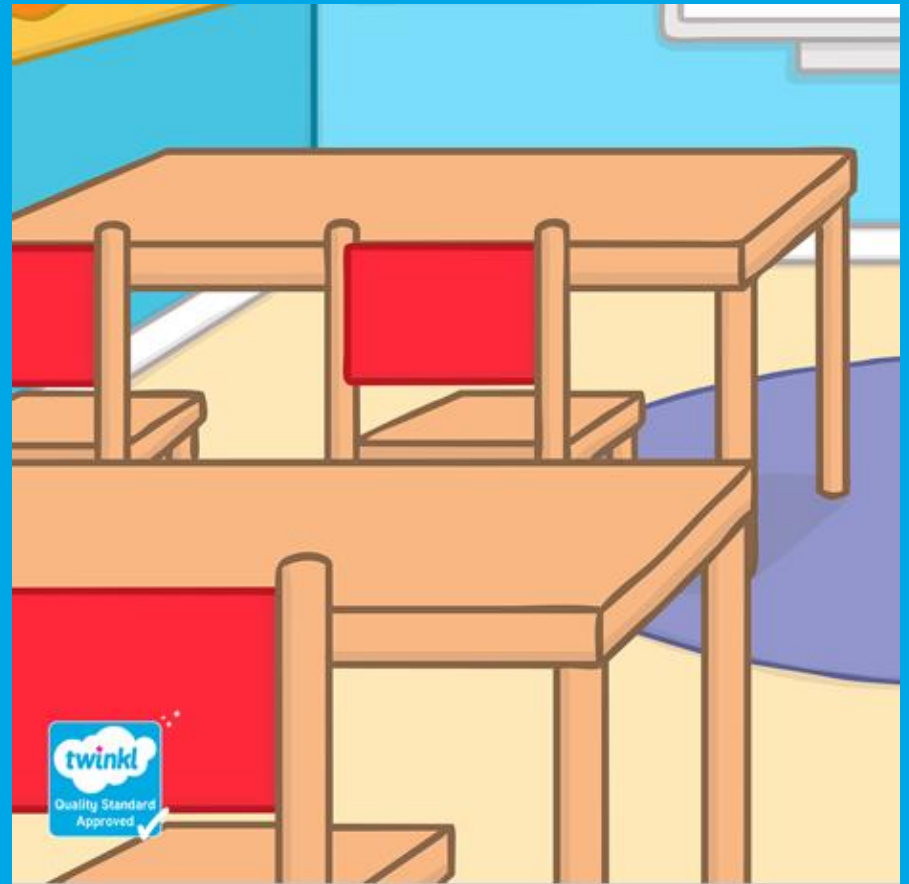
By the end of Level 6, children will have had the opportunities to:

At this stage, children can read hundreds of words automatically. They are now reading for pleasure and reading to learn rather than learning to read.



- read accurately most words of two or more syllables;
- read most words containing common suffixes;
- read most common exception words;
- read most words accurately, in age-appropriate books, without overt sounding and blending, fluent enough to allow them to focus on their understanding rather than on decoding individual words;
- sound out most unfamiliar words accurately, without undue hesitation;
- segment spoken words into phonemes and represent these by graphemes, spelling many of these words correctly and making phonetically plausible attempts at others;
- spell most common exception words correctly.

Classroom... observe Phonics lesson




Year 1 Phonics Screening Check

In June, all year 1 children are expected to complete the Year 1 Phonics Screening Check.

The aim is to check that a child is making progress in phonics. They are expected to read a mixture of real words and 'nonsense' words. (Nonsense words can also be referred to as 'pseudo' or 'alien' words)

If a child has not reached the expected standard, schools must give additional support to help the child to make progress in year 2.

Children who have not passed the check in year 1 will have the opportunity to retake it in year 2.



How You Can Help Your Child at Home

Practise the new sounds and graphemes your child brings home using the Parent Information Sheets.

Read to and with your child **every day**.

Look for familiar sounds and words in the world around you. Such as, when in the supermarket, can your child find words on your shopping list or recognise letters on food packaging?

When outside, can they recognise letters on street names or on car number plates?

When in the house, can they recognise letters or words in magazines or letters you receive?



Any Questions?



Thank you!



Effective Phonics, Done Simply